

Mercedes-Benz Citaro C2 €6 - EN

On this document, you will find all the necessary information.

[Introduction](#)

[Repaints](#)

[Explanation of templates](#)

[Exterior](#)

[Interior](#)

[Interior ceiling](#)

[Interior elements](#)

[Features](#)

[Hubcaps - Function 1](#)

[Rain - Function 2 and 3](#)

[Changelog](#)

[v1.01](#)

[v1.0](#)

[Crédits](#)

Introduction

The Mercedes-Benz Citaro C2 is a bus produced since 2011 by Mercedes-Benz Evobus. This Mercedes-Benz Citaro C2 is the 2nd generation of the Citaro with a new version of the VDV dashboard and in 2016 it will have its new dashboard based on the Actros MP4.

This mod contains several C2 versions:

- Mercedes-Benz Citaro C2 €6 Step 2 (~2014)
- Mercedes-Benz Citaro C2 €6 Step 3 (~2017)
- Mercedes-Benz Citaro C2 €6 NGT Step 3

Technical specifications :

- Engines: OM 936 - OM936G
- Pollution standard: €6
- Length: 12135 mm
- Width: 2550 mm
- Production: 2013 - Present



Join our Discord server : <https://discord.gg/9Y3Nnt4wX6>



Are you a designer? Looking for more content? Take a look at our community page: <https://community.agoprojects.fr/public/>

Repaints

This pack contains several templates for different versions. The name of the version can be found at the bottom of the template, or on the right-hand side, depending on the template. The templates are available in the 'Templates' folder.

- 2014 and 2017 version

```
[skin]
skin001=2014_Exterior.png
(or for the 2017 version : skin001=2017_Exterior.png)
skin002=Barres_INT.png
skin003=White_Template_Siege.png
skin004=Multi_Sieges.png
```


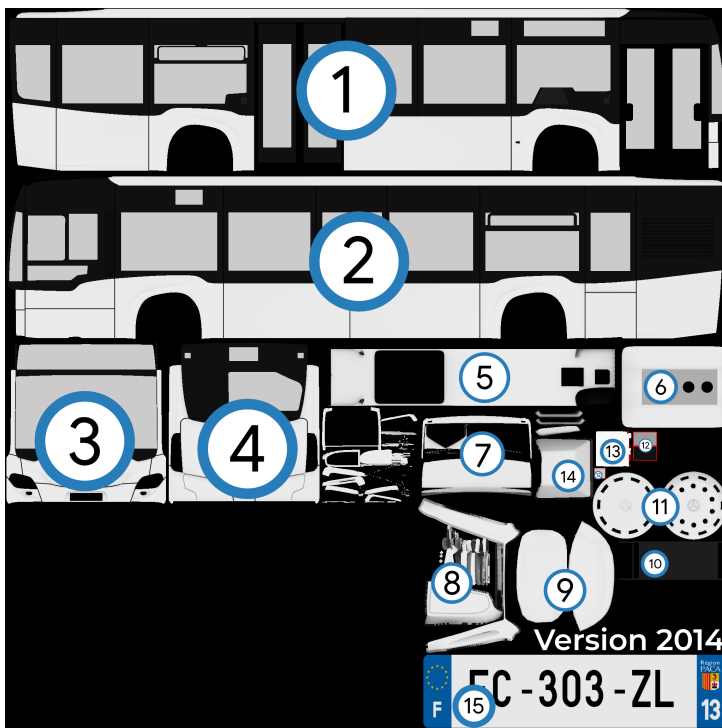
```
skin005=INT_2014_2017.png  
skin006=Toit_INT.png  
skin007=Stickers.png  
skin008=ValideurACS.png  
skin009=Template_Ticket.png
```

- NGT version

```
[skin]  
skin001=2017_NGT_Exterior.png  
skin002=Barres_INT.png  
skin003=White_Template_Siege.png  
skin004=Multi_Sieges.png  
skin005=INT_NGT.png  
skin006=Toit_INT.png  
skin007=Stickers.png  
skin008=ValideurACS.png  
skin009=Template_Ticket.png
```

Explanation of templates

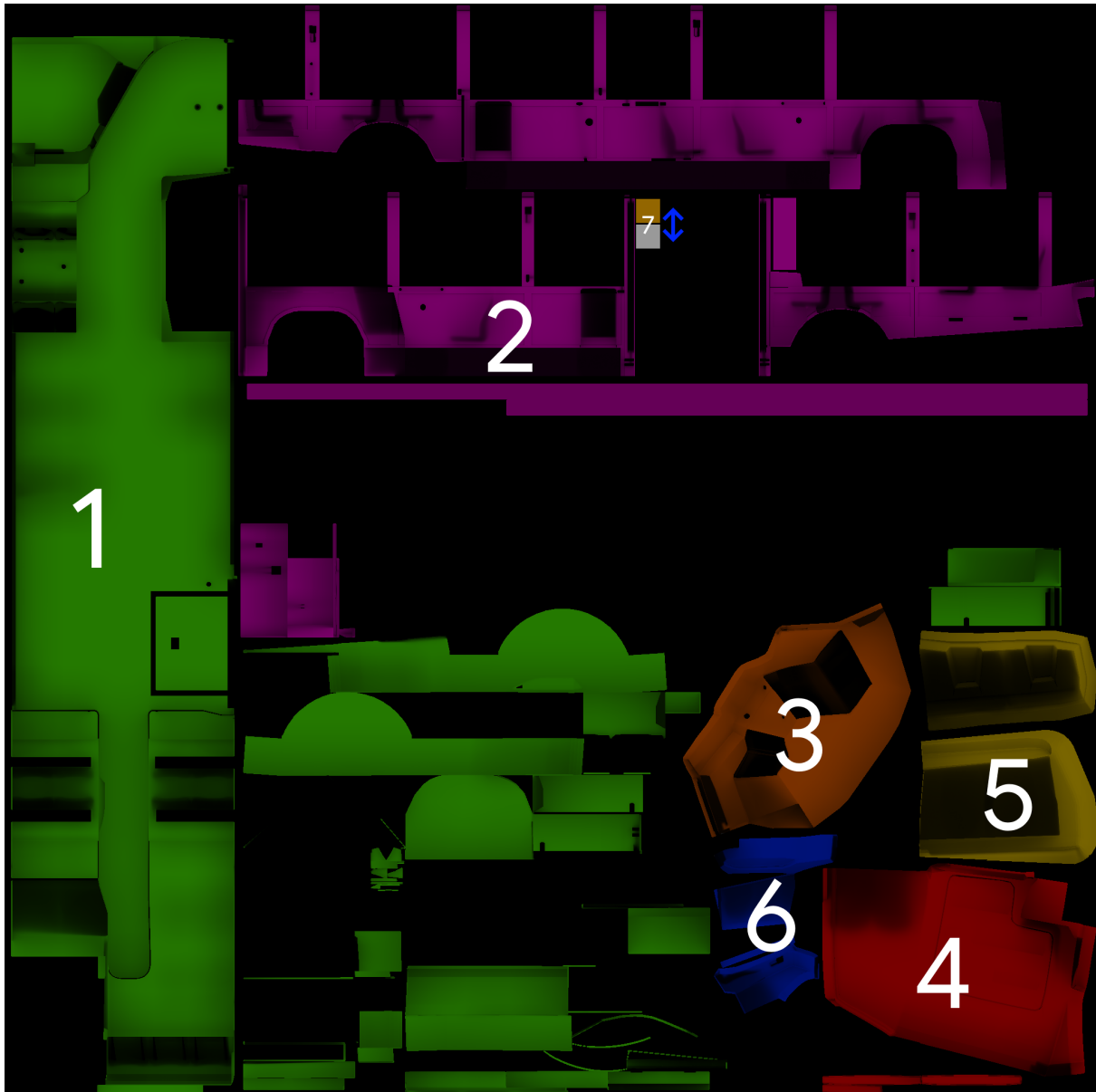
Exterior



- 1: Right-hand side
- 2: Left side
- 3: Front
- 4 : Rear
- 5 : Roof
- 6: Air conditioning unit
- 7 : Front windvane
- 8 : Front and rear fairing
- 9 : Mirrors
- 10 : Air conditioning unit (gaskets + propellers)
- 11 : Hub caps
- 12 : Other - DO NOT TOUCH
- 13 : Emergency hatch
- 14: Ventilation unit
- 15 : Number plate

- 16: NGT block - NGT version only

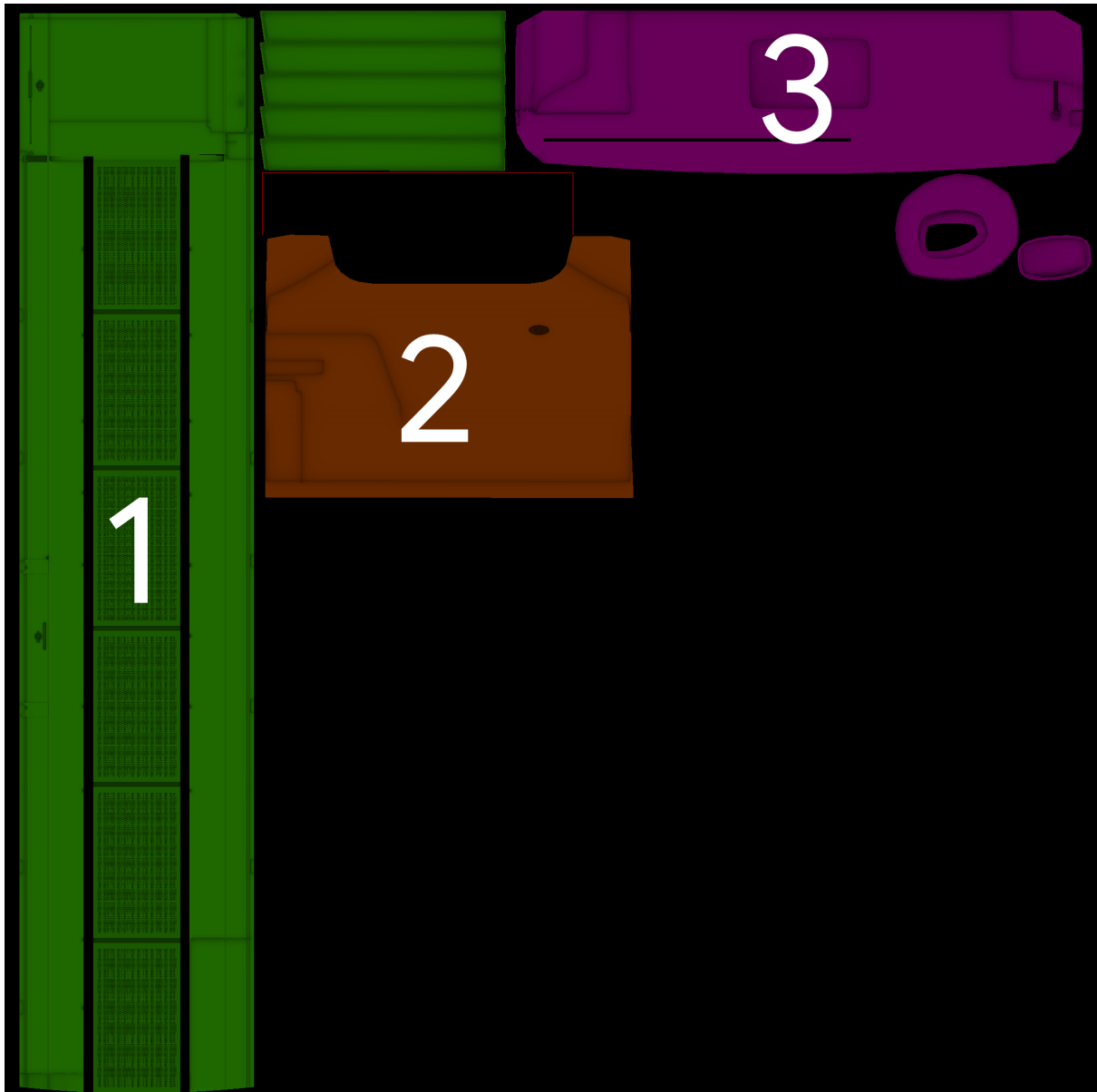
Interior



- 1 - Green: Floor
- 2 - Purple: Walls
- 3 - Orange: Front seat support, 2014 and 2017 versions only
- 4: Engine block
- 5: Rear seat support, all versions
- 6 : Rear interior

- 7 : PRM ramps and other

Interior ceiling



- 1 - Green: Roof
- 2 - Orange: Passenger information
- 3 - Violet: Front (with interior mirror)

Interior elements



- 1: Colour of 'Stop requested' button
- 2: Door release
- 3: Transparent area for door release

Features

This vehicle contains several customization features.

OFF: Button not activated


ON: Button corresponding to the number activated

Hubcaps - Function 1



Rain - Function 2 and 3

Two windows on the destination displays can be removed when it's raining, using button '2' for the left-hand destination display and button '3' for the right-hand destination display.



Changelog

v1.01

- Gearbox correction by RevMatchMaster

v1.0

- Initial version

Crédits

- 3D model: Turbosquid (Bought by Bryan)
- 3D Model - 2017 Dashboard stick: Nunekas Rodrigues, Bus Simulation Channel
- 3D Model - Wheels: V3D
- Textures: Showtc, Lenny_91, KRcd, Nunekas Rodrigues with Bus Simulation Channel
- Sounds: KRcd
- Gearbox: RevMatchMaster
- Repaints : Showtc, KRcd, Lenny_91, Klarky, Baptiste, NoNammy, Szymon, Nahpets

With the help of Nunekas Rodrigues and the Ago' community.

Many thanks to Bryan who bought the 3D model to make this pack.

The content is licensed under the terms specified on the corresponding content page on the site agoprojects.fr.

| Ago'Projects - Heuliez Bus GX x27